




# JOIN SME & YOUR LOCAL SECTION



## JOIN SME TODAY!

Save \$20 when you join by Dec. 31!

### EXPERIENCE THE BENEFITS!

#### STAY CURRENT

Receive timely insights with complimentary subscriptions to *MiningEngineering*, the *NEW Mining, Metallurgy & Exploration* journal, and search for topics of interest in OneMine.org.

#### EXPAND YOUR NETWORK

Connect with like-minded professionals through international networking opportunities.

#### ADVANCE YOUR CAREER

Make global connections that could lead to your next job opportunity.

#### SAVE MORE

Use your member discount to save on technical resources and educational offerings.

## JOIN A COMMUNITY COMMITTED TO YOUR GROWTH!

#### TO JOIN SME:

1. Visit [www.smenet.org](http://www.smenet.org) and select **Join**.
2. Choose your appropriate membership.
3. At check out, enter the code **LS2019** to receive \$20 off your 2019 Professional Membership application fee.



**Offer ends December 31, 2019.**

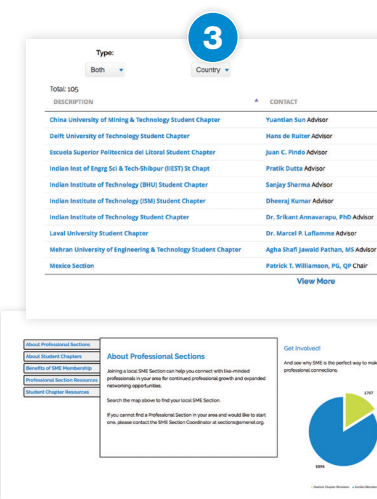

Visit [www.smenet.org](http://www.smenet.org) to learn more about the advantages of SME membership. Or call us at **1-800-763-3132**

## GET INVOLVED ON A LOCAL LEVEL!

Search sections to **connect with like-minded individuals in your area** for professional growth and local networking opportunities.

#### HOW IT WORKS:

1. **Click on the Section/Student Chapter Search** at the top of the SME home page at [www.smenet.org](http://www.smenet.org)
2. **Search the map** to locate a Professional Section in your area
3. **Use the table** to find the contact information for your Professional Section



If there isn't a Professional Section in your area, contact the SME Section Coordinator at [sections@smenet.org](mailto:sections@smenet.org) to start a section.